



Search



- Belts
- Holsters ▾
- Clothing ▾
- Accessories ▾
- Shop By Use ▾
- Specials ▾
- Resources ▾

Home / Belts



Original Instructor Belt

Manufacturer: The Wilderness
★★★★★ 19 Customer Review(s)
Product ID: OIB

\$59.95

Choose belt width

Select

Choose measured belt size

Select

Choose belt stiffness

Select

Choose belt color

Select

Add Hook or Loop Lining (* Please read disclaimers)

Select

−

1

+

Add to Cart

 Add to wish list

 E-mail to a friend

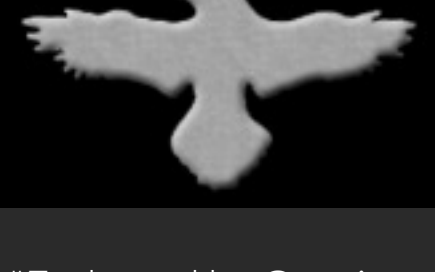
 Like 30

 Post

 Save

2

- Description
- Product Reviews



"Endorsed by Gunsite...
the belt of choice of Gunsite staff"

Owen "Buz" Mills, President,
Gunsite Academy, Inc.

*We strongly recommend using a measuring tape to check your correct size. Your pants size is not your correct belt size and is usually off by at least 2", and we have found that the markings on other belts are not always accurate. Please read and use our belt sizing guide.

If your measured belt size is over 50" we strongly encourage you to check out the Easy-Fit Instructor Belt and Frequent Flyer Sport Belt. Their simplified sizing offers extra range of adjustment which makes correct sizing easier. This is important both to the belt doing its job for you and because the higher size ranges are custom and non-returnable.

CLICK HERE FOR IMPORTANT BELT SIZING INSTRUCTIONS

Added Hook and Loop Options

We now offer the option of adding hook or loop fastener to the inside or outside of most of our belts. This helps to secure many hook or loop fastener-lined duty belts and warbelts in place when using ours as an underbelt. When used on the inside, it can help lock our belt into place when using it over a hook or loop fastener-lined underbelt on your pants. Some pouches also feature hook or loop inside of their belt loops to aid in keeping them in place.

*Note that this option makes the belt a custom order which is non-returnable. Correct sizing is even more vital than usual, so please look at our sizing guide videos for proper fitment. [Short video/long video](#) **The slight added thickness and stiffness of the hook or loop fastener may not allow the belt body to fit through very tight belt channels on some holsters and accessory pouches.

Belt History and Use

The Original Instructor Belt was developed in 1983 and has been refined ever since. It is a very strong belt with a specially designed carbon steel V-ring buckle with a tough, non-glare black nitrided finish which is highly corrosion-resistant and will not chip like painted coatings. The belt was originally designed to clip into a secure system while "instructing" others in high places during mountain rescue training, although they can be used for emergency rappelling with proper training. Our belts have also proven to be a fantastic everyday pants belt for casual or outdoor use, as well as concealed-carry.

Although not intended to replace a rappelling harness or to absorb a fall, the Instructor Belt provides peace of mind over the alternative -- no protection at all. We strongly recommend it for anyone involved in law enforcement, special warfare, or rescue operations where there is a risk of falling out of a helicopter. It has been standard operating procedure for decades within the Phoenix Special Assignments Unit (SWAT) to clip into a Wilderness Original Instructor Belt during airborne or skid-riding ops. It has also been used by many professionals who like the safety of being clipped in when working in cherry pickers (the belt's first "save") or other tall structures.

This belt is not intended to replace a standard rappelling harness with leg straps in normal operations. It is intended as an emergency option to clip into when there is a risk of falling, or for emergency rappelling when no other option is available. It will be very uncomfortable to rappel with, but it may save your life -- which is what we intended. The Instructor Belt must be used in conjunction with a harness or rope seat during any non-emergency situation or rappel training. These are inherently dangerous operations which can result in death or serious injury; proper training in these skills is absolutely required.

The Original Instructor Belt is designed to be a serious piece of rescue/safety equipment that you may have to bet your life on. In lab testing, our Original Instructor Belt has withstood a minimum of 5,900 lbs. of static stress without failing, to more than 8,000 lbs. of static stress without failing. Results vary with model. See testing data. Ask those who try to copy us if they continually refine the construction and materials they use? Or do they use inferior materials and designs, like heat-sealing or flimsy metal tabs on the end that tear off and shred your belt within a year or two? Our proprietary polymer treatment on the belt tab actually soaks into the core of our nylon and bonds with it, providing permanent protection from fraying. With proper use, your Original Instructor Belt should give you literally years of faithful service.

You don't have to ask us if our gear is top quality; we stand behind our products and include documentation of these results with every Original Instructor Belt, and we post them here on our website.

If it's not a Wilderness Original Instructor Belt, it's just a copy. We have never, and will never, produce our belts under any name but our own. We have on rare occasion done signature-line belts for our industry partners, like Gunsite and EOTAC, but always with our label as well as theirs. This way you can be guaranteed you are getting our quality, not a cheap substitute.

Choose Your Flavor

The standard 3-stitch model offers very good load-bearing and comfort with inside-the-pants holster carry. The 5-stitch model is our favorite and most popular. It offers two additional stitch lines along the length of the belt which significantly stiffen it and enhance load bearing. It's vertical rigidity is similar to a high-quality leather gunbelt, yet it is horizontally and rotationally flexible for comfort. We think this is the best one for most gun-carrying operations, both inside-the-pants and belt holsters. The Combat Shooters Model (C.S.M.) adds a polyethylene insert which adds even more vertical rigidity. This model is slightly thicker than the 3- or 5-stitch models. We recommend it for action shooters and security work where numerous items such as duty holsters will be worn on the belt.

Our original 1¾" belts fit most jeans and BDUs very well (please measure belt loops to be sure! We have found many off-brands have odd sizes that may not be correct). Due to overwhelming demand we also produce 1½" Original Instructor Belts that will fit a wider variety of pants and shorts.

Why did it take so long to make the smaller one? Because our proprietary 1½" buckles, just like our 1¾" versions, were put through rigorous laboratory testing to prove their merit.

[Click here for Original Instructor Belt lab test ratings](#)

Comparison of our standard 1¾" buckle with our 1½" buckle, which is proprietary to Wilderness Tactical Products, LLC



Instructor Belts are available in Black, Coyote Brown, and Foliage Green, 1½" or 1¾". We offer standard stiffness 3-stitch, stiffer 5-stitch, and a Combat Shooter's Model (C.S.M.) with a more rigid polymer insert. They have corrosion-resistant buckles with a black nitrided finish (which will not chip like painted coatings found on many Instructor Belt copies), and all the quality you expect from a Wilderness product. Remember, if it's not a Wilderness Original Instructor Belt, it's just a copy.


NOTE: 46"-49" add \$5.00, 50"-59" add \$10.00, 60"-69" add \$15.00, 70"-79" add \$20.00 on all belts (please call for 60"+ orders for advice on belt style); 46" and larger, or 32" and smaller, are custom made and non-returnable.

Correct usage of the Original Instructor Belt 2.8mb

*Our Original Instructor Belt buckles are carbon steel for extreme strength, and thermochemically surface-treated to reduce metal fatigue, increase wear-resistance, and resist corrosion from moisture. However, after maritime use or if you have a high volume of salty or acidic sweat, we strongly recommend rinsing your Instructor Belt buckle with fresh, hot water. Long-term exposure to sweat or seawater without cleaning can result in minor surface rust.

Recommended Products

Belts



The Wilderness Money Belt

Product ID: WMB

★★★★★

\$66.95


−

1

+

Add to Cart

Belt-mounted gear



Pistol Mag Pouch, single-stack

Product ID: MP SINGLE

★★★★★ (1)


\$34.95

−

1

+

Add to Cart



The Wilderness Extractor Case

Product ID: WA EXTRACTOR CASE

★★★★★


\$21.95

−

1

+

Add to Cart



Bug Pack

Product ID: WA BUG PACK

★★★★★

\$16.95

−


1


+


Add to Cart

Join the Conversation

Address

 Wilderness Plaza
1608 W. Hatcher Rd.
Phoenix, AZ, 85021

 (602) 242-4945/Toll-Free Order Line: (800) 775-5650

 info@thewilderness.com

Support

Company and Order Info

Terms and Conditions

Location and Hours

Contact Us

CCW-friendly AZ Dining Guide


CCW-Unfriendly Dining Guide

Information

Connect with us

Email Address

Submit



SiteLock
SECURE

Passed 02-Feb-2024

© 2024 - Powered by PinnacleCart

